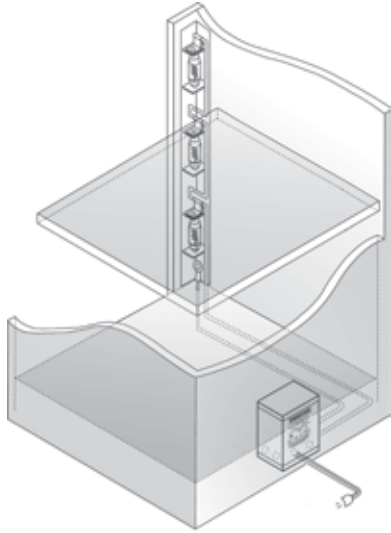


# Lighting strips

## DISPLAY ILLUMINATION



ETL LISTED, MISCELLANEOUS FIXTURES, CONFORMS TO UL STD. 1598  
U.S. PATENT #4,689,726

# VM SERIES

## VERTICAL MOUNTING

### LOW VOLTAGE STRIP

#### PHANTOM LIGHTING

Phantom VM Series (vertical mount) light strips provide the ultimate performance and flexibility as a seamless, concealed low voltage linear lighting source. All Phantom VM Series lighting strips are manufactured to your exact specifications using a variety of custom metal glare shields so that the light is always perfectly controlled while keeping the fixture out of sight. Lamping options include 3 watt, 5 watt, and 10 watt Incandescent festoon lamps (rated for 7,500 hours) or Xenon festoon lamps (rated for up to 20,000 hours). Energy efficient 0.6 watt 12VAC LED lamps are ideal for applications where energy code compliance is an issue or a major consideration. All lamping options are fully dimmable for achieving the perfect light level or to extend lamp life. Phantom VM Series light strips are available in eight popular painted colors as well as premium metals such as polished brass, satin brass, polished stainless steel, satin stainless steel and natural copper. Phantom Lighting is all about seeing the light, not the fixture!

#### THE VM SERIES FEATURES

- Designed for applications such as antiques, free standing furniture, or built in bookshelves with fixed shelving or glass shelves
- Paint grip galvanized metal trim with unique glare shields specifically designed for vertical shelf or display lighting applications
- Customizable wiring methods designed for every application
- Multiple trim shapes available for custom applications or use above eye level
- LED, xenon and incandescent festoon lamping options
- ETL Approved

#### ORDERING INFORMATION

##### ORDERING EXAMPLE:

SERIES	TRIM PROFILE	LAMP SPACING	LAMP WATTAGE	OPERATING VOLTAGE	LAMP TYPE	LEAD TYPE	LEAD LENGTH	COLOR	STRIP LENGTH
AC	1	4	0.6	12	272 2700K 12V	AD (FOR AC	6"	FW FLAT WHITE	
AE	2	6	3	24	274 2700K 24V	SERIES AND	12"	GW GLOSS WHITE	
CM	3	CUSTOM	5		352 3500K 12V	AE SERIES	18"	FB FLAT BLACK	
HM	4		10		354 3500K 24V	ONLY)	24"	GB GLOSS BLACK	
TL	5				502 5000K 12V		36"	LB LIGHT BEIGE	
VM					504 5000K 24V	DL DOUBLE LEADS	CUSTOM	MB MEDIUM BROWN	
					XFR XENON FROSTED	LR LEADS RIGHT		AL ALMOND	
					XCL XENON CLEAR	LL LEADS LEFT		UF UNFINISHED	
						TL TOP LEFT		CC CUSTOM COLOR	
						TR TOP RIGHT		PB POLISHED BRASS	
						BL BOTTOM LEFT		SB SATIN BRASS	
						BR BOTTOM RIGHT		PS POLISHED STAINLESS	
						(WHEN FACING THE APPLICATION)		SS SATIN STAINLESS	
								NC NATURAL COPPER	
<b>VM</b>	<b>4</b>	<b>4</b>	<b>0.6</b>	<b>12</b>	<b>272</b>	<b>BL</b>	<b>6"</b>	<b>MB</b>	<b>41"</b>
SERIES	TRIM PROFILE	LAMP SPACING	LAMP WATTAGE	OPERATING VOLTAGE	LAMP TYPE	LEADS	LEAD LENGTH	COLOR	TRIM LENGTH

##### ORDERING EXAMPLE

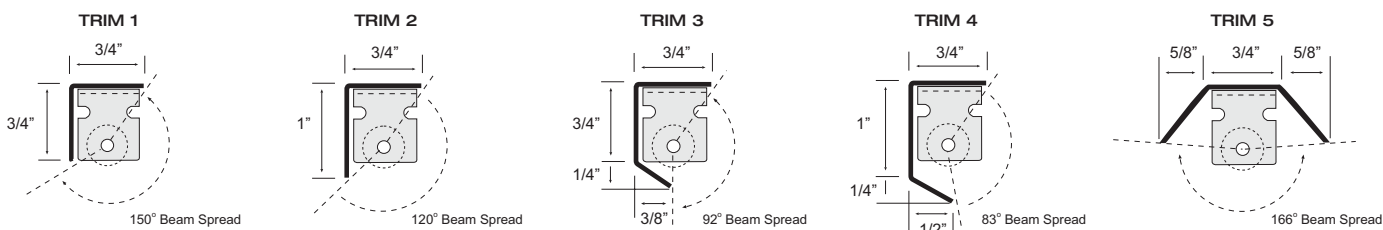
EASY-TO-USE, DOWNLOADABLE ORDER FORMS WITH ACTIVE FORM FIELDS AT [PHANTOMLIGHTING.COM](http://PHANTOMLIGHTING.COM)



607 Durham Drive | Houston, Texas 77007-5316  
Tel: 713.863.1133 | Fax: 713.863.0044 | 800.863.1184  
[www.phantomlighting.com](http://www.phantomlighting.com)

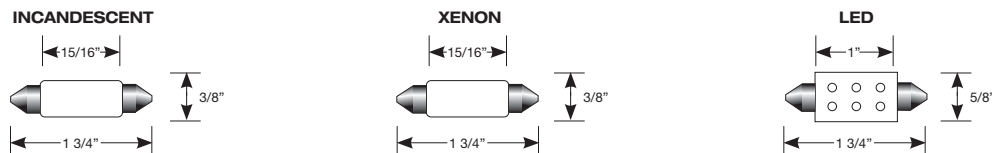
© Copyright 2010 Phantom Lighting Systems

## VM SERIES TRIM PROFILES

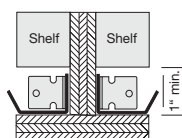


### LAMPS

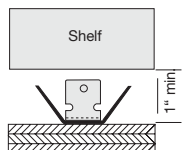
Festoon lamps are available in 3 watt, 5 watt, and 10 watt, in both 12VAC and 24VAC. Xenon lamps (2,800° K) typically produce a whiter light and are used for display lighting. The light from an incandescent lamp (2,600° K) is warmer in color, and more conducive to residential applications. The average life for a incandescent lamp is 7,500 hours and 20,000 hours for xenon festoon lamps. LED festoon lamps are available in a 0.6 watt, 12VAC and 24VAC models in several popular color temperatures such as 2,700°K, 3,500°K and 5,000°K. LED festoon lamps produce very little forward throw heat, no UV rays and have an average lamp life of 50,000 hours. LED festoon lamps are perfect for retrofit applications or new projects that require a bright, efficient light source in hard to reach areas.



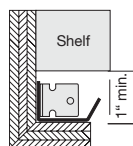
### EXPLODED VIEW



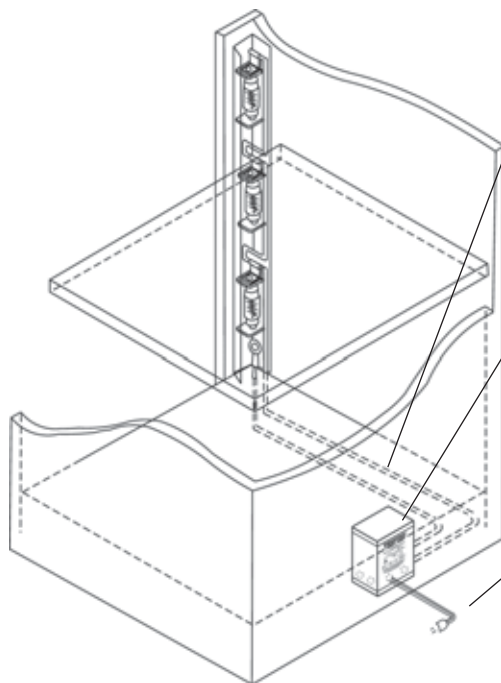
**Dual Fixtures**  
The Phantom fixture can be attached behind both vertical stiles, sending light in each direction.



**Center Mount**  
The Phantom fixture can be attached to the center vertical stile or door trim, using trim #5 sending light in both directions.



**Space Requirement**  
On a cabinet with adjustable shelves, 1" clearance is required between the back surface of the stile and the front of the shelf. This provides the space to move shelves without modifying the Phantom fixture.



#### Concealed Wiring

For fixed shelving, furniture or retrofit applications it may be necessary to conceal wiring from individual fixtures back to the transformer. We are happy to manufacture your lighting strips with long leads to accommodate any application.

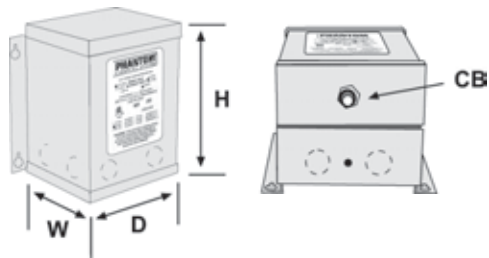
#### Transformer

Magnetic transformers are sized to match the total wattage of your lighting load and come equipped with one or more secondary circuit breakers. Electronic transformers in 75, 150 and 300 watt models are available upon request. (See transformer sheet for more sizing information and amperage calculations)

#### Dimmer Controls (by others)

Magnetic low voltage transformers should always be used with a dimmer designated for magnetic or inductive loads. Electronic transformers should always be used with a dimmer designated for electronic loads.

### TRANSFORMER



SPECIFICATIONS	100 VA	150 VA	250 VA	500 VA	750 VA	1000 VA	1200 VA
MAXIMUM WATTAGE	80	120	200	400	600	800	1000
HEIGHT (H)	6 3/4"	6 3/4"	6 3/4"	8 1/4"	8 1/4"	8 1/4"	10 1/4"
WIDTH (W)	4 7/8"	4 7/8"	4 7/8"	5 5/8"	5 5/8"	5 5/8"	5 5/8"
DEPTH (D)	4 5/8"	4 5/8"	4 5/8"	5 1/4"	5 1/4"	5 1/4"	5 1/4"
12 VOLT (CB)	(1) 10A	(1) 15A	(1) 25A	(2) 25A	(3) 25A	(4) 25A	
24 VOLT (CB)	(1) 5A	(1) 7A	(1) 10A	(1) 25A	(2) 15A	(2) 25A	(2) 25A
WEIGHT (LBS)	10	11	13	19	19	28	28
12V PART #'s	MT102	MT152	MT252	MT502	MT752	MT1002	
24V PART #'s	MT104	MT154	MT254	MT504	MT754	MT1004	MT1204

To figure total requirements for transformers, calculate total watts per foot divided by voltage equals total amperage. (watts / voltage = amperage). Refer to the table to calculate wire size and fusing requirements or see transformer page for more specific details.