



CABINET LIGHTING

VERTICAL  
MOUNT SERIES



ULTRA LEVEL

# Vertical Mount Shelf Lighting

**Phantom™ Ultra VM Series** LED light strips are designed for any linear display or cabinet lighting application and represent a breakthrough in strip lighting technology. These low profile task lights are easily concealed regardless of the cabinet design, giving new definition to the phrase, "See the Light, Not the Fixture."

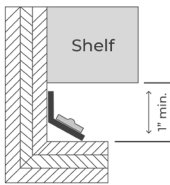
Custom mounting trims establish the optimum aiming angle which allows the contents of any area to be illuminated to a precise degree at the highest level of aesthetics yet to be seen. Strips are precut to any desired length to be custom fitted in cabinets with fixed or movable shelves. Strips are dimmable using a magnetic low voltage dimmer and produce a quality of consistent color and lumen output unmatched by competing products.

## PHANTOM ULTRA VM SERIES FEATURES

- Low profile, concealed linear LED lighting source designed for adjustable shelf lighting or adjustable display applications
- Excellent assortment of power connectors, jumpers, and accessories for ease of installation
- Dimmable high-performance compact magnetic low-voltage 24VDC drivers (available in both 120V and 277V)

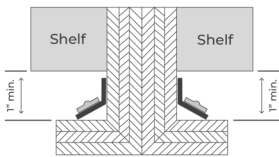


## Ultra VM Series Exploded View



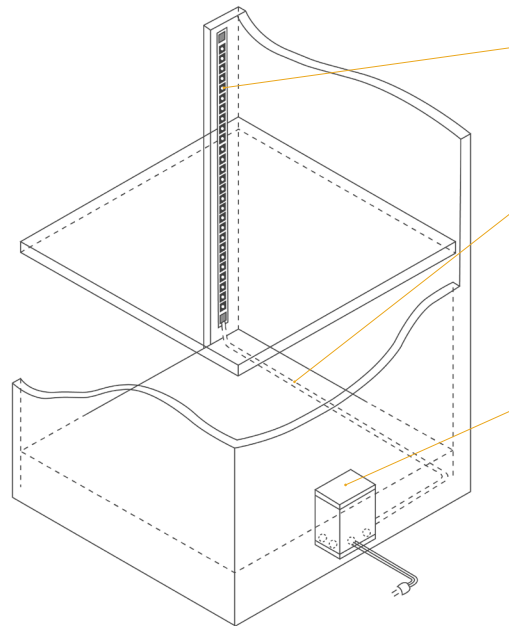
### SPACE REQUIREMENT

On a cabinet with adjustable shelves, 1" of clearance is required between the back surface of the stile and the front of the shelf. This will provide the space to move shelves without modifying the Phantom fixture.



### DUAL FIXTURES

The Phantom fixture can be attached behind both vertical stiles, sending light in each direction.



### LED LIGHTING STRIP

Each LED lighting strip is concealed by either a trim or a lensed enclosure. For best results, use a matte finish on the back of the cabinet to minimize reflections and/or glare.

### CONCEALED WIRING

For fixed shelving, furniture or retrofit applications, it may be necessary to conceal the wiring from individual fixtures back to the transformer. We are happy to manufacture your lighting strips with long leads to accommodate any application. Consult factory for other fixed wiring methods.

### DRIVER

Magnetic drivers are sized to match the total wattage of your lighting load and come equipped with one or more secondary circuit breakers. (See driver sheet for more sizing information and amperage calculations).

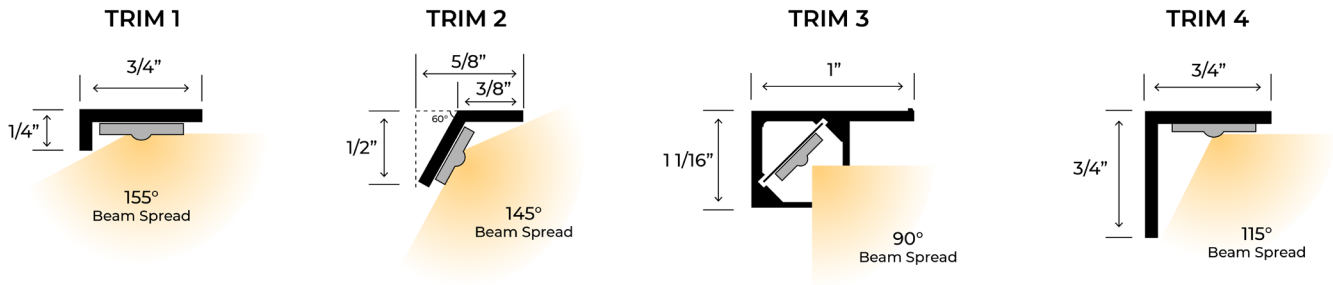
### DIMMER CONTROLS (BY OTHERS)

Magnetic low voltage transformers should always be used with a dimmer designated for magnetic or inductive loads. Electronic transformers should always be used with a dimmer designated for electronic loads.

# SHIELDED

## Trim Profiles

Shielded options are best for shaping the light in precise patterns and for minimizing both hot spots on surrounding surfaces and spill light that may stray outside the display. Available options include traditional diode tape and the latest chip-on-board (COB) tape that provides excellent light uniformity and seamless appearance.

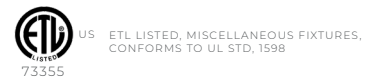


Our most popular shielded trims for this adjustable mounting method are trims 2 and 3. Both shielded trims are great for applications that have a shelf reveal as they provide the best light distribution and glare control. Trim 3 is perfect for shelves that have no reveal and can be installed and painted to match the cabinet color. For lensed trims, we recommend trim 9 for the ultimate in light distribution to conceal the LED diodes and provide total diffusion to prevent reflected glare from objects, reflective or gloss finishes. See page 3 for lensed trim options.

### ULTRA TAPE SPECIFICATIONS FOR SHIELDED TRIM PROFILES

24VDC LED Tape	Wattage	Kelvin Color	Lumens per Foot	Efficacy (LM/W)	CRI	Diodes per Foot	Cut Mark	Max Run Length
	4.2 Standard	1800K 2100K 2700K 3000K 3500K 4000K	349 398 400 460 465 490	83 94 95 109 110 116	94+	24	4.0 inches	23 feet
	4.3 COB	1800K 2100K 2700K 3000K 3500K 4000K	344 390 400 427 450 470	80 91 93 99 105 109	92+	156 COB	2.5 inches	23 feet
	5.5 Warm-Dim	1800K 3000K	604 774	80 103	92+	37	4.0 inches	17 feet

Phantom Ultra Lighting Strips - Ordering Matrix  
Sample Order Number: **VM-US-1-18-4.2-AD-12-FW-XX**



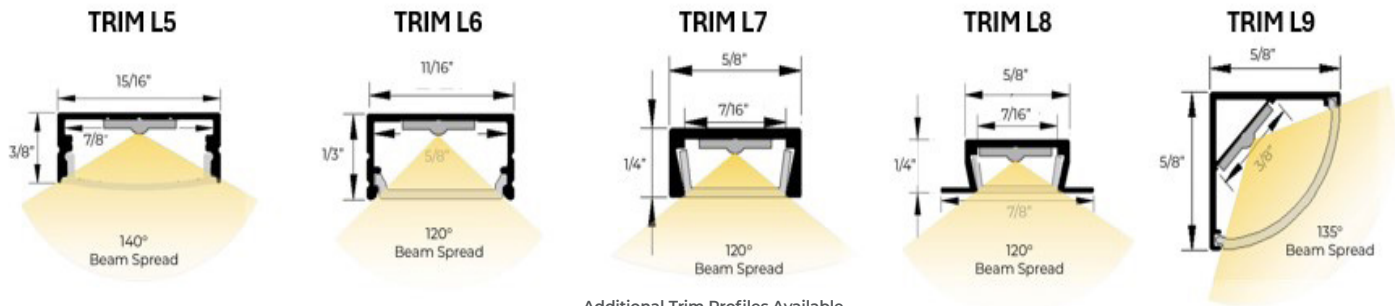
MODEL	SERIES TYPE	TRIM PROFILE	KELVIN COLOR	WATTS/FT	LEAD WIRES*	LEAD LENGTH	TRIM PAINT COLOR	TRIM LENGTH
<b>VM</b>	<b>US</b>	<b>1</b>	<b>18</b>	<b>4.2</b>	<b>AD</b>	<b>12</b>	<b>FW</b>	<b>XX</b>
VM	US - Ultra Shielded	1	18 - 1800K	4.2- 4.2W	AD - Adjustable	12"	FW - Flat White	Inches
	UD - Ultra Dim	2	21 - 2100K	4.3C- 4.3W		24"	GW - Gloss White	Specify Your Trim Length In Inches
		3	27 - 2700K	5.5WD- 5.5W		36"	FB - Flat Black	
		4	30 - 3000K				GB - Gloss Black	
		L5	35 - 3500K				LB - Light Beige	
		L6	40 - 4000K				MB - Medium Brown	
		L7					LA - Light Almond	
		L8					UF - Unfinished	
		L9					CC - Custom Color**	

\*When facing application  
\*\*Contact factory for details

# LENSED

## Trim Profiles

Lensed options are the best for applications where the light fixture may be visible, by hiding the individual LED diodes and preventing object or surface reflections by homogenizing the light pattern.



Additional Trim Profiles Available,  
Please Contact Factory for Details

### ULTRA TAPE SPECIFICATIONS FOR LENSED TRIM PROFILES

24VDC LED Tape	Wattage	Kelvin Color	Lumens per Foot	Efficacy (LM/W)	CRI	Diodes per Foot	Cut Mark	Max Run Length
	4.3 COB	1800K	344	80	92+	156 COB	2.5 inches	23 feet
		2100K	390	91				
		2700K	400	93				
		3000K	427	99				
		3500K	450	105				
		4000K	470	109				
	5.0 High Density	1800K	362	72	94+	64	1.50 inches	20 feet
		2100K	491	98				
		2700K	514	102				
		3000K	565	113				
		3500K	595	119				
		4000K	610	122				
	5.2 Ultra Density / Short Cut	1800K	360	80	94+	85	1.00 inches	20 feet
		2100K	482	89				
		2700K	549	93				
		3000K	570	103				
		3500K	597	116				
		4000K	606	110				
	7.5 High Density	1800K	604	80	94+	72	1.375 inches	13 feet
		2100K	670	89				
		2700K	698	93				
		3000K	774	103				
		3500K	872	116				
		4000K	862	110				

Phantom Ultra Lighting Strips - Ordering Matrix  
Sample Order Number: **VM-UL-5-18-5.0-AD-12-SA-XX**



US ETL LISTED, MISCELLANEOUS FIXTURES,  
CONFORMS TO UL STD, 1598

MODEL	SERIES TYPE	TRIM PROFILE	KELVIN COLOR	WATTS/FT	LEAD WIRES*	LEAD LENGTH	TRIM PAINT COLOR	TRIM LENGTH
<b>VM</b>	<b>UL</b>	<b>5</b>	<b>18</b>	<b>5.0</b>	<b>AD</b>	<b>12</b>	<b>SA</b>	<b>XX</b>
VM	UL - Ultra Lensed	L5 L6 L7 L8 L9	18 - 1800K 21 - 2100K 27 - 2700K 30 - 3000K 35 - 3500K 40 - 4000K	4.3C-4.3W 5.0-5.0W 5.2-5.2W 7.5-7.5W	AD - Adjustable	12" 24" 36"	SA - Satin Aluminum CC - Custom Color**	Inches  Specify Your Trim Length In Inches

\*When facing application  
\*\*Contact factory for details

### MAGNETIC DRIVER SPECIFICATIONS

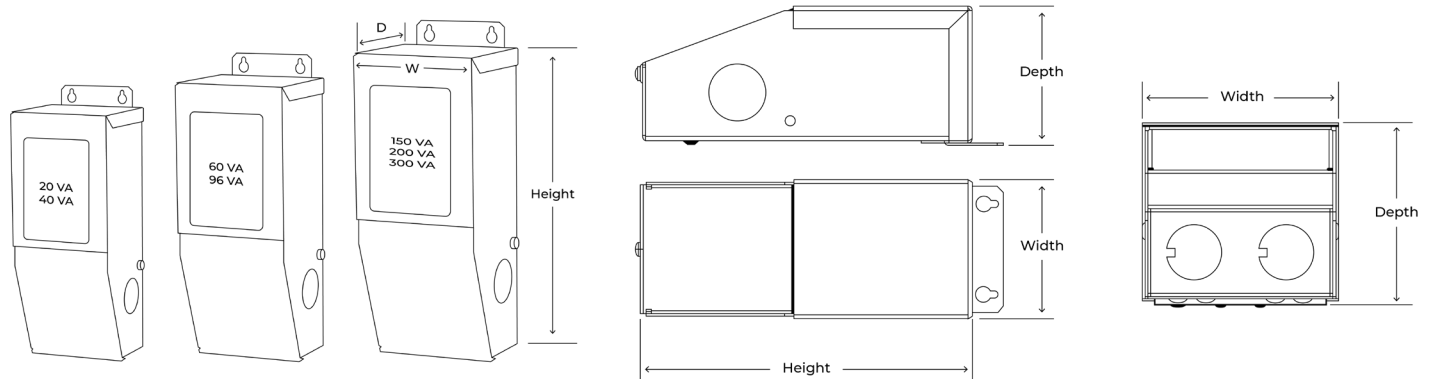
	20 VA	40 VA	60 VA	96 VA	150 VA	192 VA	200 VA	288VA	300 VA
<b>120VAC/24VDC<sup>1</sup></b>	MD20-24	MD40-24	MD60-24	MD96-24	MD150-24	MD192-24	MD200-24	MD288-24	MD300-24
<b>Class</b>	Class 2	Class 2	Class 2	Class 2	Class 1	Class 2 (2 ch)	Class 1	Class 2 (3 ch)	Class 1
<b>Maximum Load*</b>	20	40	60	96	150	192	200	288	300
<b>Minimum Load</b>	10	16	24	38	60	80	80	38	120
<b>Circuit Breaker</b>	Auto	Auto	Auto	Auto	Manual	Manual	Manual	Manual	Manual
<b>Dimming</b>	Yes - MLV	Yes - MLV	Yes - MLV	Yes - MLV	Yes - MLV	Yes - MLV	Yes - MLV	Yes - MLV	Yes - MLV
<b>Height (H)</b>	5.50"	5.50"	6.50"	6.50"	9.50"	9.50"	9.80"	9.50	9.80"
<b>Width (W)</b>	2.25"	2.25"	2.75"	2.75"	3.25"	3.25"	3.25"	3.25	4.25"
<b>Depth (D)</b>	2.00"	2.00"	2.25"	2.25"	4.00"	3.00"	3.00"	3.00	3.50"
<b>Weight (lbs)</b>	1.80	1.80	2.00	2.00	5.00	5.00	5.50	5.50	8.75

### ELECTRONIC DRIVER SPECIFICATIONS

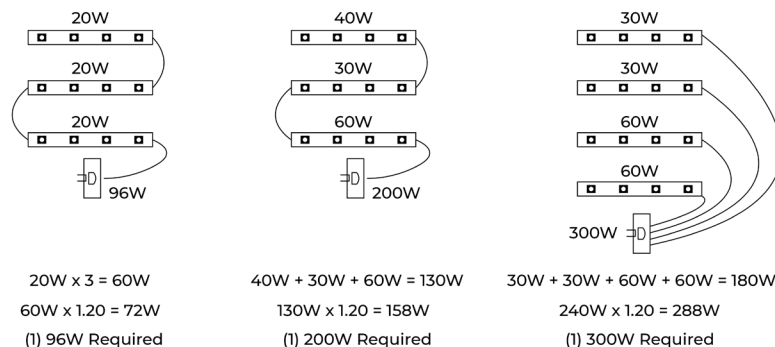
	60 VA	96 VA	96 VA	192 VA	288 VA
<b>120VAC/24VDC<sup>1</sup></b>	EDQ-LED24-MINI60	EDQ-LED24-MINI96	EDJ-LED24-96J	EDJ-LED24-192J	EDJ-LED24-288J
<b>Class</b>	Class 2	Class 2	Class 2	Class 2	Class 1
<b>Maximum Load*</b>	60	96	96	2x 96W (2 Channel)	3x 96W (3 Channel)
<b>Minimum Load</b>	15	40	24	30 per Channel	30 per Channel
<b>Over Current</b>	Protected	Protected	Protected	Protected	Protected
<b>Dimming</b>	Yes - ELV/MLV/Triac	Yes - ELV/MLV/Triac	Yes - ELV/MLV/Triac	Yes - ELV/MLV/Triac	Yes - ELV/MLV/Triac
<b>Height (H)</b>	2.9"	2.9"	4.75"	4.75"	4.75"
<b>Width (W)</b>	1.6"	1.6"	5.0"	7.4"	10.15"
<b>Depth (D)</b>	0.9"	0.9"	1.65"	1.65"	1.65"
<b>Weight (lbs)</b>	0.31	0.35	1.25	1.75	2.5

\*DOES NOT reflect the 20% safety factor that is recommended to avoid overload or nuisance tripping when selecting a transformer. (Wattage x 1.20)  
 To calculate amperage, divide total wattage by secondary voltage (Wattage/Voltage = Amperage).  
 To calculate wattage, divide amperage by secondary voltage (Amperage/Voltage = Wattage)  
<sup>1</sup> Available in 277VAC input, please contact factory for details

## Driver Dimensions



## Ultra VM Series Load Examples



### TERMS AND CONDITIONS

To comply with Phantom™ Lighting System warranty policies and ETL standards, all lighting strips must be used in conjunction with Phantom™ Lighting drivers. All Phantom lighting transformers are ETL Approved for Class 2 applications and are strongly recommended for proper orientation of lighting strips. Phantom™ drivers should **not** be located in areas without ventilation or be subjected to high ambient temperatures. If ambient temperatures exceed 115°F (46°C) around the driver, the circuit breakers may nuisance-trip due to excessive heat and void any warranty.

**CAUTION:** Failure to correctly size primary and secondary conductors and/or overload protection may result in bodily injury or serious property damage.

If you have any questions or concerns regarding your application, please contact the factory at (713) 863-1184 or consult a licensed electrician or the National Electric Code.